



Cooling Capacity  
1.0kW - 8.5kW

Heating Capacity  
1.0kW - 9.7kW

# Hitachi Inverter Wall Splits Air Conditioning

---

Giving you complete control

# A smart choice.

---

## HITACHI

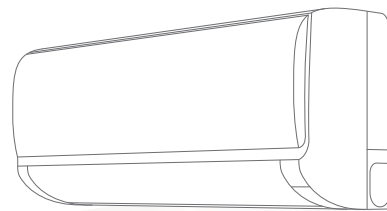
Temperzone is proud to distribute the Hitachi range of Inverter Split System Air Conditioners in Australia and New Zealand. The combined Hitachi and Temperzone domestic product range is among the most comprehensive in Australasia.

Hitachi was founded in Japan in 1910 and is today one of the largest industrial corporations worldwide with over 20,000 products, 934 subsidiaries and 359,000 employees across the globe. Hitachi's impressive growth has been powered by a commitment to advanced technology solutions that deliver real advantages to customers.

For example, the DC Inverter technology developed by Hitachi allows all of our Split Systems to achieve the highest level of operating efficiency. Thanks to the inverter's variable speed the system can quickly deliver the desired room temperature

setting so that up to 30% of the energy consumption can be saved without sacrificing on comfort. At the same time, performance is improved by a good 10% thanks to a DC-operated motor. This is kind to the environment and to your wallet.

Hitachi air conditioners are internationally renowned for their high quality, efficiency and reliability. They're the smart and affordable way to cool and heat everything from small rooms to the large spaces in today's open-planned homes. With a range of innovative features and discreet good looks, they will work brilliantly in your modern home environment.



## Split Systems

---

Are so called because the functions are split between an indoor unit distributing cool or warm air around the room, and the outdoor compressor unit that takes the unwanted air (and most of the noise) outside.

### The major benefits of split systems are:

- **Low Cost:** to both buy and install.
- **Flexibility:** air condition one room at a time to suit your needs.
- **Control:** set each room at a different temperature.





# Giving you complete control.

## Outstanding performance.

Today, saving on energy costs is central to choosing an air conditioning unit. Our DC inverter PAM (Power Active Module) technology helps us to achieve the highest level of energy efficiency. In addition to ecological functioning, our room air conditioners stand out due to their extremely low noise levels. In cooling performance we achieve a minimum run noise of 22dB(A) – To put that in perspective, even breathing is louder than our working air conditioning unit!

Hitachi Split Systems have been designed for year round operation with a range of features that put you in charge of your comfort settings.

### Power Active Module

Outstanding performance with (PAM) achieving the highest level of energy efficiency, and minimizing power losses.

### Lambda Heat Exchanger

This clever control feature uses a combination of indoor/outdoor sensors and temperature settings to adjust the room for optimal comfort.

### Bi-directional louvres\*

The louvres move vertically and horizontally evenly distributing the air and temperature.

### Long Air Flow Reach

With up to 11m of airflow reach, your Hitachi air conditioner ensures the entire room reaches a comfortable temperature quickly.

### Outdoor Durability

Special anti-corrosion coating lasts up to three times as long as standard types even in tough conditions such as coastal areas.

### Dehumidify

The 'Dry Mode' system will reduce the humidity in the air keeping your house dry and comfortable.

### Low Starting Current and Auto Restart

Hitachi Inverter technology uses a low starting current, to minimize power usage at start up. Plus If there is a power cut, settings will automatically reset to the last operating mode once power is restored.

### Power Saving

Inverter technology allows a room to reach the required temperature quicker, offering up to 30% more efficiency, also eliminates the stop-start operation used by constant speed systems.

### High Efficiency Fan

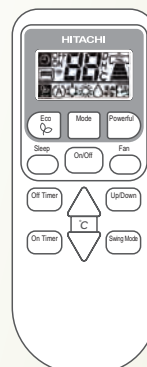
New advanced design means that air is carried through the panel more efficiently, covering a wider area and in near silence.

### High Efficiency Heat Exchanger

Advanced design to optimise heat transfer.

## Easy to use remote controls

All commands are shown clearly on the LCD display with a smart system of one touch buttons to create the perfect environment.



\* Wall split systems - 25, 35, 70 and 80 motorised sideways.






## 5 Way Efficiency

- World leading standards
- State of the art technology
- Targeted delivery
- No wastage
- Economy focus

## Air Filtration

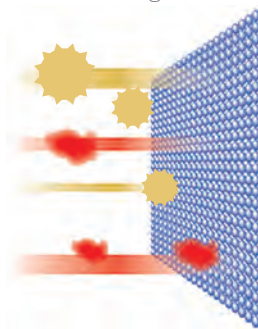
Hitachi's nano-titanium pre-filter removes larger dust particles, plus a Nano Titanium air purifying filter with anti-bacterial Silver agents which catch and neutralise germs, bacteria, allergens, mould and odour molecules.



Air Purifying Filter

Pre-Filter

Nano Titanium agents



## Nano Titanium Pre-Filter

The pre-filter which covers the entire air inlet to stop dust and other particles from entering is also coated with nano titanium.

The two-stage action of nano titanium in both the pre-filter and the purifying filter ensures that bacteria and odours are removed from the air.

Bacteria  Odours 

High density Nano Titanium particles prevent microbes from getting through and eliminate them efficiently.



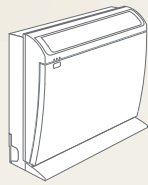
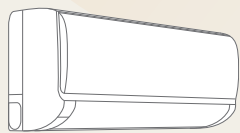
## Whisper Quiet

Hitachi heat pumps are quiet. The quietest in our range has a sound level of only 22dBA in its lowest mode. That's quieter than a soft whisper.

# First things first – Small, Medium or Large room?

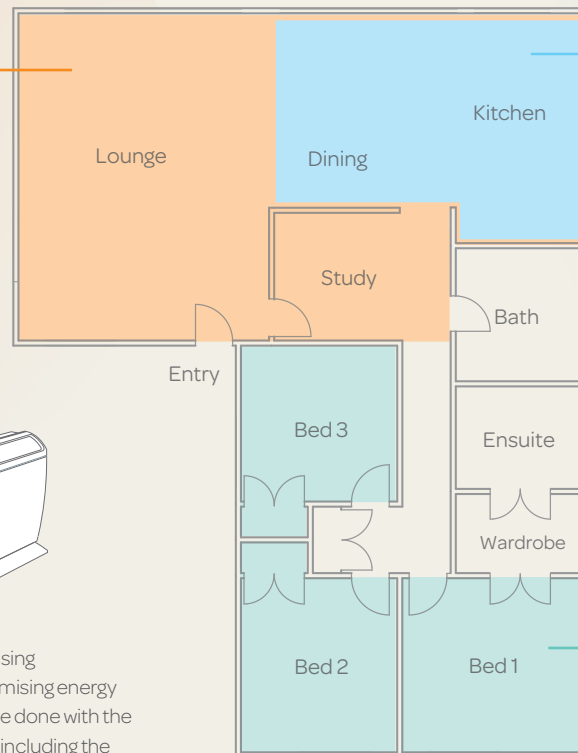
## Large (7 - 8kW)

Ideal for rooms up to 70 square metres, a clever control feature automatically provides optimal comfort via a combination of indoor/outdoor sensors.



## Getting it right.

Selecting a suitable system is key to maximising performance, optimising comfort and minimising energy consumption. That's why it should always be done with the consultation of a qualified installer. Factors including the kind of space requiring air conditioning and the ease of installation will influence this decision. But to give you a head start, run your eye over this simple chart.



## Medium (5 - 6kW)

For when you need to heat and cool medium-sized rooms like living areas and rumpus rooms. Designed for rooms up to 50 square metres, you'll enjoy a comfortable environment all year round.

## Small (2.5 - 3.5kW)

Perfect for bedrooms, studies, offices and rooms up to 30 square metres. The intelligent, compact design draws air through the top of the unit and diagonally across the heat exchanger to cover a wider area in near silence.

### Room size



10 - 20m<sup>2</sup>

20 - 30m<sup>2</sup>

30 - 40m<sup>2</sup>

35 - 50m<sup>2</sup>

45 - 60m<sup>2</sup>

50 - 70m<sup>2</sup>

### Model

Indoor / Outdoor

RAS/RAC - 25YHA5

RAS/RAC - 35YHA6

RAS/RAC - 50YHA3

RAS/RAC - 60YHA3

RAS/RAC - 70YHA3

RAS/RAC - 80YHA3

### Capacity (Range) kW

Nominal Cooling

2.5 (1.0 - 3.2)

3.5 (1.1 - 4.2)

5.0 (0.9 - 5.8)

6.0 (0.9 - 6.8)

7.0 (5 - 8.3)

8.0 (1.8 - 8.5)

Nominal Heating

3.2 (1.0 - 4.4)

4.0 (1.1 - 5.5)

6.1 (0.9 - 6.8)

7.0 (0.9 - 7.5)

8.3 (1.5 - 9.7)

9.0 (1.5 - 9.7)

### Energy Star®



### Energy Efficiency

AEER Cooling

4.49

3.73

3.31

3.28

3.36

3.22

Star Rating Cooling

4

2.5

2

1.5

2

2

ACOP Heating

4.65

4.11

3.60

3.46

3.47

3.23

Star Rating Heating

4.5

3.5

3

2.5

2.5

2

# Enjoy all the great benefits.



## Innovative Noise Reduction Technology

All Hitachi air conditioners are designed with low noise and anti vibration technology.



## 5 Year Warranty

A comprehensive 5 year parts and labour warranty covers the Hitachi Wall Split air conditioning for your home.



## Ecologically Aware

Temperzone is dedicated to providing the most environmentally friendly air conditioning solutions possible. Our higher operating efficiencies and the use of a non-ozone depleting refrigerant ensure we lessen our impact on the environment.

Plus, our highly efficient units exceed the Australasian / NZ Government MEPS energy efficiency standards.



## Easy Access To Spare Parts

When you choose Hitachi, you'll never have to worry about spare parts. Being Australia's and New Zealand's leading specialist in air conditioning, Temperzone has a network of spare parts warehouses and agents that's second to none.



## Peace Of Mind With Temperzone's Superior Support System

Temperzone provides its customers with effective and efficient after sales service support throughout Australia and New Zealand. Plus there's a large and experienced team of fully qualified technicians, and a wide network of authorized service providers to provide help when you need it.



## Choosing The Most Economic Package

Temperzone puts you in control of your running costs. The costs of different brands vary widely, with different units appearing to offer a competitive Energy Efficiency Rating (EER). However the best value for money cost will only come from selecting the right package. To get the best advice, simply ask your Temperzone dealer.



## 5 Way Efficiency

### World leading standards

Temperzone units exceed the Australian and New Zealand Government MEPS energy efficient standards.

### State of the art technology

Inverter and EC Fan technology provides high performance whilst maintaining outstanding energy efficiency.

### Targeted delivery

Your Hitachi heat pump is in the room – you can't get more targeted than that. Cooling or heating delivered right where you need it to maximise efficiency.

### No wastage

7-day programmable clock guarantees the comfort you require without wastage.

### Economy focus

ECO mode maintains excellent energy efficiency by monitoring and moderately adjusting the set temperature.



## Dedicated To Reducing Power Costs

At Temperzone our aim is to ensure you enjoy the perfect indoor climate without the worry of excess power consumption and energy bills. That's why Hitachi air conditioning is one of the most efficient forms of climate control available, with features like our innovative inverter compressor technology that offer high power while maintaining excellent energy efficiency.

# Hitachi Inverter Split System Air Conditioners

Model	Wall unit	Wall unit	Floor unit	Wall unit	Floor unit	Wall unit	Wall unit	Wall unit
Indoor	RAS - 25YHA5	RAS - 35YHA6	RAF - 35NXA1	RAS - 50YHA3	RAF - 50NXA1	RAS - 60YHA3	RAS - 70YHA3	RAS - 80YHA3
Outdoor	RAC - 25YHA5	RAC - 35YHA6	RAC - 35NXA1	RAC - 50YHA3	RAC - 50NXA1	RAC - 60YHA3	RAC - 70YHA3	RAC - 80YHA3
<b>Capacity (kW)</b>								
Nominal Cooling	2.5	3.5	3.5	5.0	5.0	6.0	7.0	8.0
Nominal Heating	3.2	4.0	4.2	6.1	6.0	7.0	8.3	9.0
<b>Capacity Range (kW)</b>								
Cooling	1.0 – 3.2	1.1 – 4.2	1.1 – 4.2	0.9 – 5.8	1.1 – 5.2	0.9 – 6.8	1.5 – 8.3	1.5 – 8.5
Heating	1.0 – 4.4	1.1 – 5.5	1.1 – 5.2	0.9 – 6.8	2.2 – 7.3	0.9 – 7.5	1.5 – 9.7	1.5 – 9.7
<b>Air Flow</b>								
Hi / Med / Lo / Sleep	153/112/83/55	158/147/92/55	167/138/111/92	227/173/117/87	180/147/120/103	250/183/133/121	292/242/167/142	350/242/225/203
<b>Energy Efficiency</b>								
AEER Cooling	4.49	3.73	3.74	3.31	3.29	3.28	3.36	3.22
Star Rating Cooling	4	2.5	2.5	2	2	1.5	2	2
ACOP Heating	4.65	4.11	3.89	3.60	3.83	3.46	3.47	3.23
Star Rating Heating	4.5	3.5	3	3	3	2.5	2.5	2
<b>Noise Levels</b>								
Indoor Unit (dB(a)) Hi / Med / Lo / Sleep	39/32/28/22	41/35/28/22	42/35/29/25	47/39/28/24	46/37/30/25	49/41/32/29	47/42/33/30	49/45/40/36
Outdoor Unit (dB) Cooling / Heating	47/48	47/48	47/49	50/52	52/52	50/51	51/53	55/55
<b>Dimensions</b>								
Indoor: (H x W x D mm)	280 x 780 x 218	280 x 780 x 218	600 x 760 x 235	295 x 1030 x 207	600 x 760 x 235	295 x 1030 x 207	333 x 1150 x 245	333 x 1150 x 245
Outdoor: (H x W x D mm)	548 x 750 x 288	548 x 750 x 288	548 x 750 x 288	650 x 850 x 289	600 x 792 x 299	750 x 850 x 298	800 x 850 x 298	800 x 850 x 298
Weights: Indoor kg/ Outdoor kg	7.5/33	7.5/38	14/36	11/45	14/40	11/50	16/52	16/52
<b>Pipe Sizes</b>								
Refrig Pipe Charge (meters)	20	20	20	30	20	20	30	30
Max Pipe Length / Lift (meters)	20/10	20/10	20/10	30/10	20/10	30/20	30/20	30/20
<b>Power Supply</b>								
Single (1)	1PH	1PH	1PH	1PH	1PH	1PH	1PH	1PH
<b>Run Amps</b>								
Cooling / Heating	2.86/3.33	4.21/4.31	4.6/5.0	6.2/7.0	6.9/7.6	7.6/8.4	8.6/9.9	10.3/11.6

1 Rated Capacity is measured in accordance with AS / NZS 3823 Conditions

NOTES: Cooling: Indoor: Rated at 27°C DB/19.0°C WB entering air; ambient: rated at 35°C DB.

Heating: Indoor: Rated at 20°C DB entering air; ambient: rated at 7°C DB/6°C WB. Mains power source AC 240V 50Hz.



Sydney: +61 (02) 8822 5700

Newcastle: +61 (02) 4962 1155

Christchurch: +64 (03) 379 3216

Townsville: +61 (07) 4774 3506

Perth: +61 (08) 9314 3844

Jakarta: +62 (21) 2963 4983

Adelaide: +61 (08) 8115 2111

Tasmania: +61 (03) 6331 4209

Singapore: +65 6733 4292

Brisbane: +61 (07) 3308 8333

Auckland: +64 (09) 279 5250

Shanghai: +86 (21) 5648 2078


Melbourne: +61 (03) 8769 7600


Wellington: +64 (04) 569 3262



 **Auckland**  
(Head Office and Manufacturing)

 **Sydney**  
(Australian Head Office and Manufacturing)

 **Branches**  
Wellington, Christchurch, Brisbane, Melbourne,  
Adelaide, Singapore, Shanghai and Jakarta.

 **Distributors**  
North Queensland, Perth, Launceston,  
Newcastle, Singapore, Shanghai, Beijing,  
Jakarta, Hong Kong, Sri Lanka, Mauritius,  
Bangalore, Bangkok, Hanoi, Cambodia,  
South Pacific Islands and Bangladesh.